



**Press Information Bureau  
Government of India**

\*\*\*\*\*

**PARAMETERS PERTAINING TO WASTEWATER TREATMENT & REUSE &  
FECAL SLUDGE MANAGEMENT GIVEN SPECIAL FOCUS IN SWACHH  
SURVEKSHAN LEAGUE 2020 : HARDEEP S PURI**

**HARDEEP S PURI LAUNCHES SWACHH SURVEKSHAN LEAGUE 2020**

**CITIZEN-CENTRIC FOCUS ENHANCED SUBSTANTIALLY IN SS LEAGUE 2020--  
TO BE CONDUCTED IN 3 QUARTERS OF 2019 TO ENSURE SUSTAINABILITY  
OF CLEANLINESS OUTCOMES IN URBAN INDIA**

**CONTINUOUS SURVEKSHAN - CLEANLINESS ASSESSMENTS THROUGHOUT  
THE YEAR - SUSTAINING ONGROUND PERFORMANCE OF CITIES ALONG  
WITH CONTINUOUS MONITORING OF SERVICE LEVEL PERFORMANCE**

**6 June 2019, New Delhi**

Shri Hardeep S Puri, Minister of State (I/C) for Housing & Urban Affairs has stated that in the Swachh Survekshan 2020(SS 2020) league, **parameters pertaining to Wastewater treatment & reuse and fecal sludge management have been given special focus.** Launching the SS 2020 League here today , he said that there will be a quarterly cleanliness assessment of cities and towns in India. This will be integrated with Swachh Survekshan 2020, the 5<sup>th</sup> edition of the annual cleanliness survey of urban India to be conducted from January – February 2020 by Ministry of Housing & Urban Affairs under the aegis of Swachh Bharat Mission- Urban (SBM-U). Shri Durga Shanker Mishra, Secretary, MoHUA, Shri V.K.Jindal, Joint Secretary & Mission Director of SBM(U) besides senior officers of the Ministry were also present at the launch function. The launch was also attended by the Principal Secretaries, State Mission Directors and Municipal Commissioners of 106 cities with population of 5 lakhs and above who joined the event through+ a video conference.

Speaking on the need for a quarterly evaluation mechanism, Shri Puri said, “Every year, the Swachh Survekshan is redesigned innovatively, to ensure that the process becomes more and more robust, with focus on sustaining the changed behaviours. However, one concern that was commonly voiced was that cities cleaned themselves up just before a survey and slipped down after that. This year, therefore, we are launching the ‘Continuous Survekshan’ – the SS 2020 League, where cleanliness assessments will happen throughout the year – similar to the continuous assessments that are followed in schools and colleges – and feed into the larger annual survey in January 2020”. SS League 2020 has been introduced with the objective of sustaining the onground performance of cities along with continuous monitoring of service level performance when it comes to cleanliness.



Elaborating on the process of conducting the exercise, Shri Durga Shanker Mishra, Secretary, MoHUA said, “SS League 2020 will be conducted in 3 quarters, i.e. April- June, July – September and October- December 2019 and will have a weightage of 2000 marks for each quarter to be evaluated on the basis of monthly updation of SBM-U online MIS by cities along with citizen’s validation on the 12 service level progress indicators through outbound calls. These two parameters will together determine the quarterly ranking of cities. Ranks will be assigned in two categories, namely, cities with population of one lakh and above and cities with population of less than 1 lakh. **The performance of cities in SS League 2020 will be crucial to their ranking in Swachh Survekshan 2020 due to the 25% weightage of the quarterly assessments to be included in the annual survey in January 2020.**” The exercise will cover all ULBs that have come into existence on or before 31 December 2018.

As a prelude to encouraging cities to improve urban sanitation, MoHUA had conducted ‘Swachh Survekshan-2016’ survey for the rating of 73 cities in January 2016, followed by ‘Swachh Survekshan-2017’ conducted in January-February 2017 ranking 434 cities. The third round of Swachh Survekshan in 2018 was a quantum leap of scale - conducted across 4,203 cities in 66 days, and became the largest ever Pan India Sanitation Survey in the world, impacting around 40 crore people. **The 4<sup>th</sup> edition covered 4237 cities in a record time of 28 days and was a fully digitized paperless survey.** While SS 2016 had seen Mysuru emerge as the cleanest city in India, Indore has retained the title of the Cleanest City in the last three years. Today, the Swachh Survekshan survey has evolved as a powerful and transparent Mission governance and implementation tool, while giving rise to a spirit of healthy competition among states and cities in their race towards becoming ‘Swachh’.

Informing about the achievements of SS 2019, the Minister stated that 84,000 informal waste pickers have been formally integrated into sustainable livelihoods, 4.6 lakh sanitary workers have been provided medical benefits and more than 1 crore citizens have participated in campaigns through Swachh Manch, 18,329 Garbage Vulnerable Points have been transformed and 345 landfill sites have been remediated. More than 370 cities are practicing segregation at source in more than 80 % of their wards.

\*\*\*

RJ



To sustain on-field performance, non-stop service level progress monitoring through....

# SWACHH SURVEKSHAN

## League 2Q2Q

...Quarterly Assessments

April 2019 to June 2019



July 2019 to Sep 2019



Oct 2019 to Dec 2019



“स्वच्छ सर्वेक्षण स्वच्छता के प्रति जागरूकता और उत्साह पैदा करने के लिए एक व्यापक प्रयास है। मैं देश के सभी नागरिकों से आग्रह करता हूं कि इसमें भाग लें और इसे सीखने के अवसर के रूप में देखें, जो स्वच्छ भारत के हमारे लक्ष्य को पूरा करने में सहायता करेगा।”

**नरेन्द्र मोदी**, प्रधानमंत्री

“Swachh Survekshan is an extensive effort to create awareness and enthusiasm towards cleanliness. I urge people across India to take part in this and view it as a learning opportunity, which will help fulfil our goal of a Swachh Bharat.”

**Narendra Modi**, Prime Minister



# Progress of Swachh Bharat Mission (Urban)

## SWACHH BHARAT MISSION (URBAN)

The Mission was launched on 2 October 2014 for a 5-year period with the objective of achieving 100% open defecation free (ODF) status and 100% solid waste management in all Urban Local Bodies (ULBs).

### AT A GLANCE

**All cities**  
of 23 States/  
UTs declared  
ODF


**63.62 lakh**  
Individual  
Household  
Toilets  
(IHHTs)  
constructed


**5.22 lakh**  
Community/  
Public Toilets  
constructed


**54%**  
scientific  
processing  
of Municipal  
Solid Waste  
(MSW)

# Progress of Swachh Bharat Mission (Urban)


## Solid Waste Management


 100% door to door collection **75,935 wards (89.91%)**

 Wards with 100% segregation **53,939 wards (63.86%)**

 Percentage of waste processed **54%**


## Star Rating for Garbage Free Cities


 Cities certified 3 Star **53**


 Cities certified 5 Star **3**

## Sanitation


 ODF States **23**

 ULBs declared ODF **4,165**

 ULBs declared ODF+ **377**

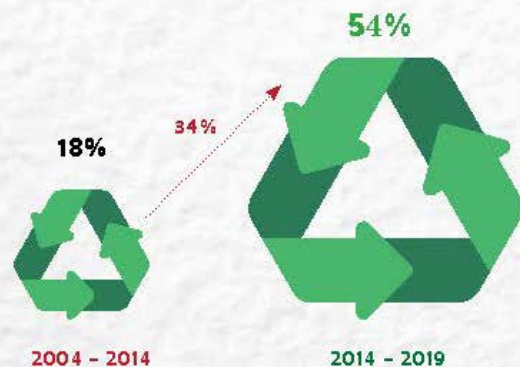
 ULBs declared ODF++ **167**

 Google Toilet Locator: **1,700 Cities**  
No cities mapped



# Progress of Swachh Bharat Mission (Urban)

## Solid Waste Management




## Door to Door Collection



## Individual Toilets Constructed



## Community/Public Toilets Constructed



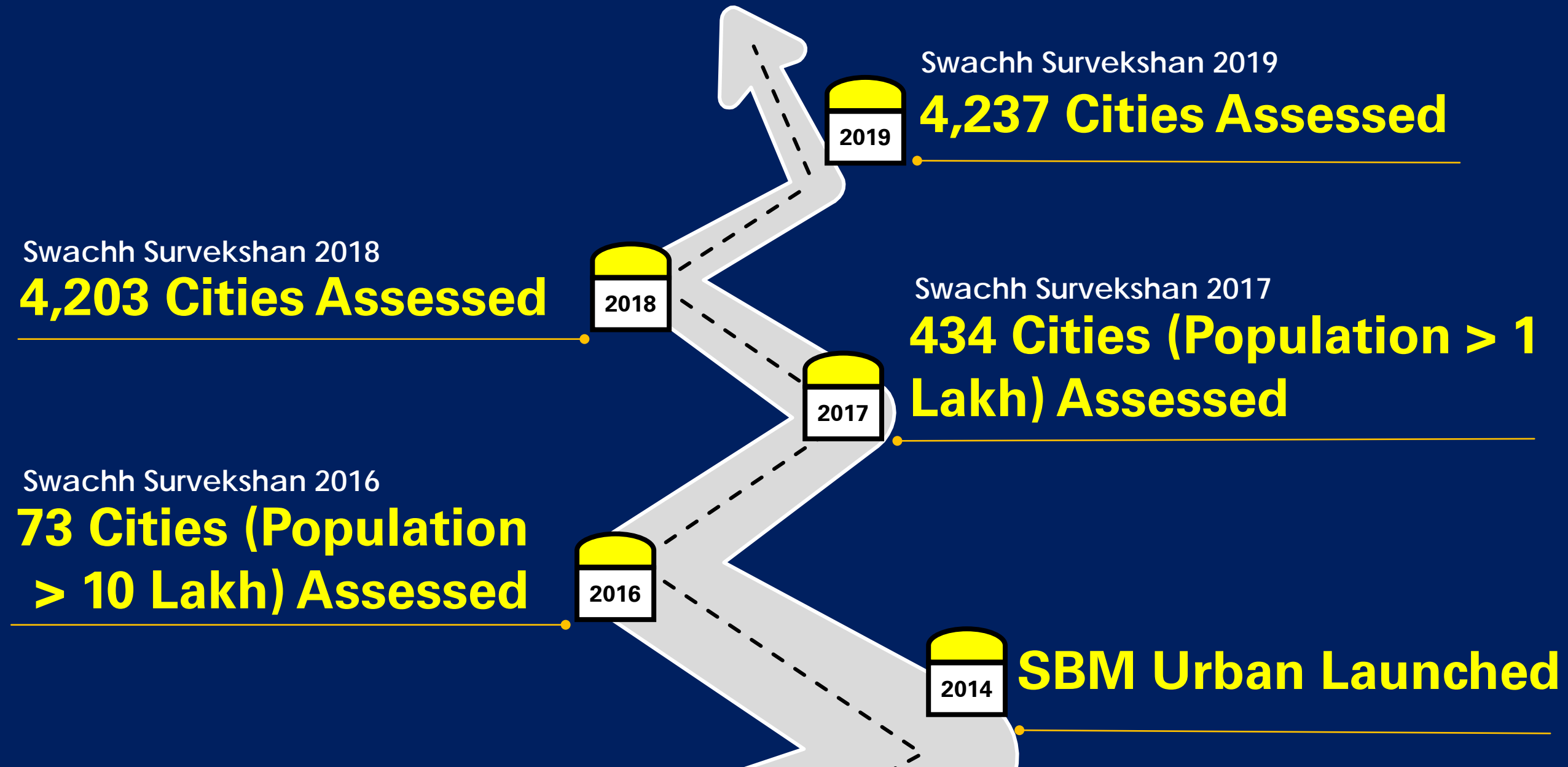
## Open Defecation Free Status





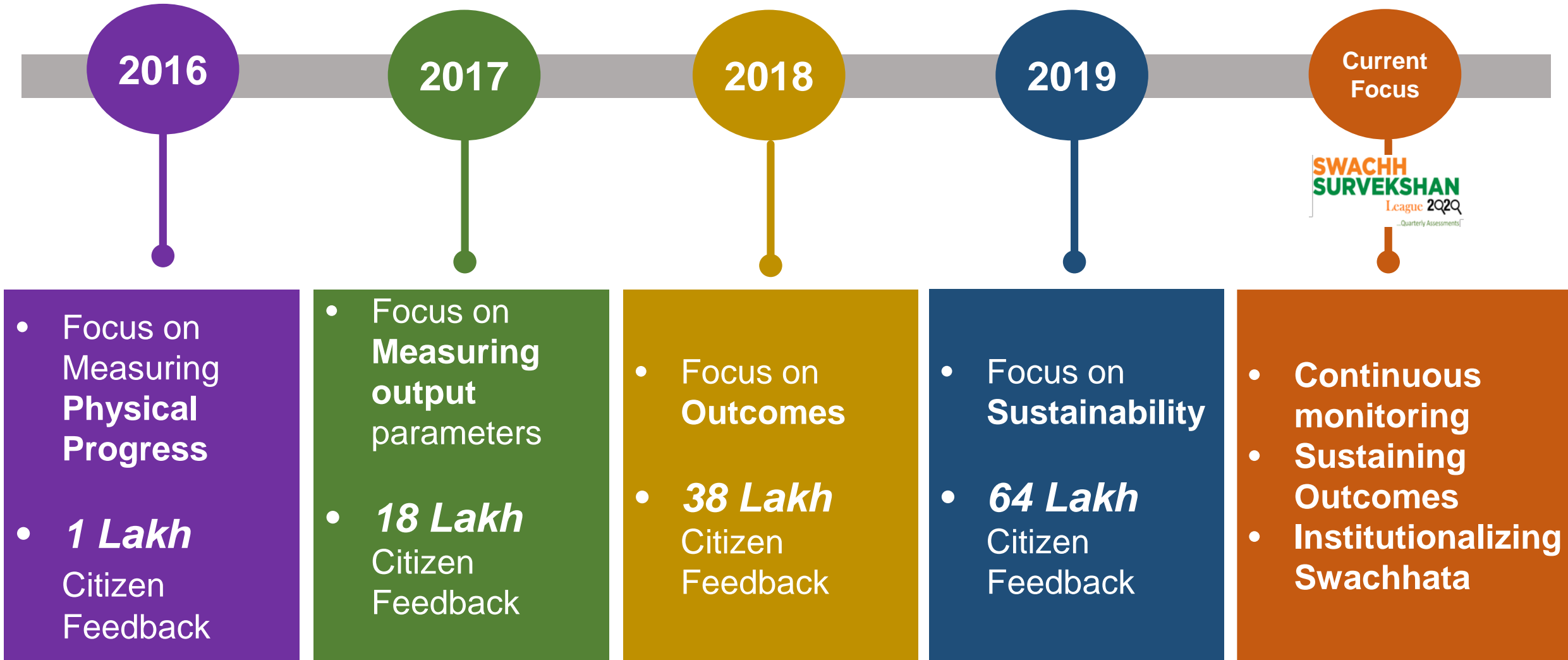


# Evolution and Journey of Swachh Survekshan





# Evolution and Journey of Swachh Survekshan



# How will Swachh Survekshan League 2020 be different.

.....**Ek kadam sustainability ki ore**



## Swachh Survekshan 2019 *From Sustainability*



**Annual Survey** : Conducted once a year ,on cumulative progress made by the ULBs



**Data capture** through Online MIS with **multiple data fields** for Service Level Progress and Certifications



**Citizen Centric Engagement** through indicators and feedback i.e. citizens can directly contribute to the city's performance



**Sustainability** through Star Rating for Garbage Free City Protocol and ODF, ODF+ & ODF++ protocols for sustainable sanitation

## Swachh Survekshan League 2020 *To Institutionalizing Swachhata*

**Quarterly Survey** : Continuous assessment through quarterly survey followed by final assessment in 2020

**Integrated Data Capture** through **Common City Profile** for reducing data entry efforts by ULBs

**Citizens to Validate** the progress claimed by ULB to ensure continuous and sustained progress.

**Institutionalizing Sustainability** approaches through continuous evaluations



Ministry of Housing and Urban Affairs  
Government of India

# Swachh Survekshan 2020 Weightage



**Total Marks 6,000**

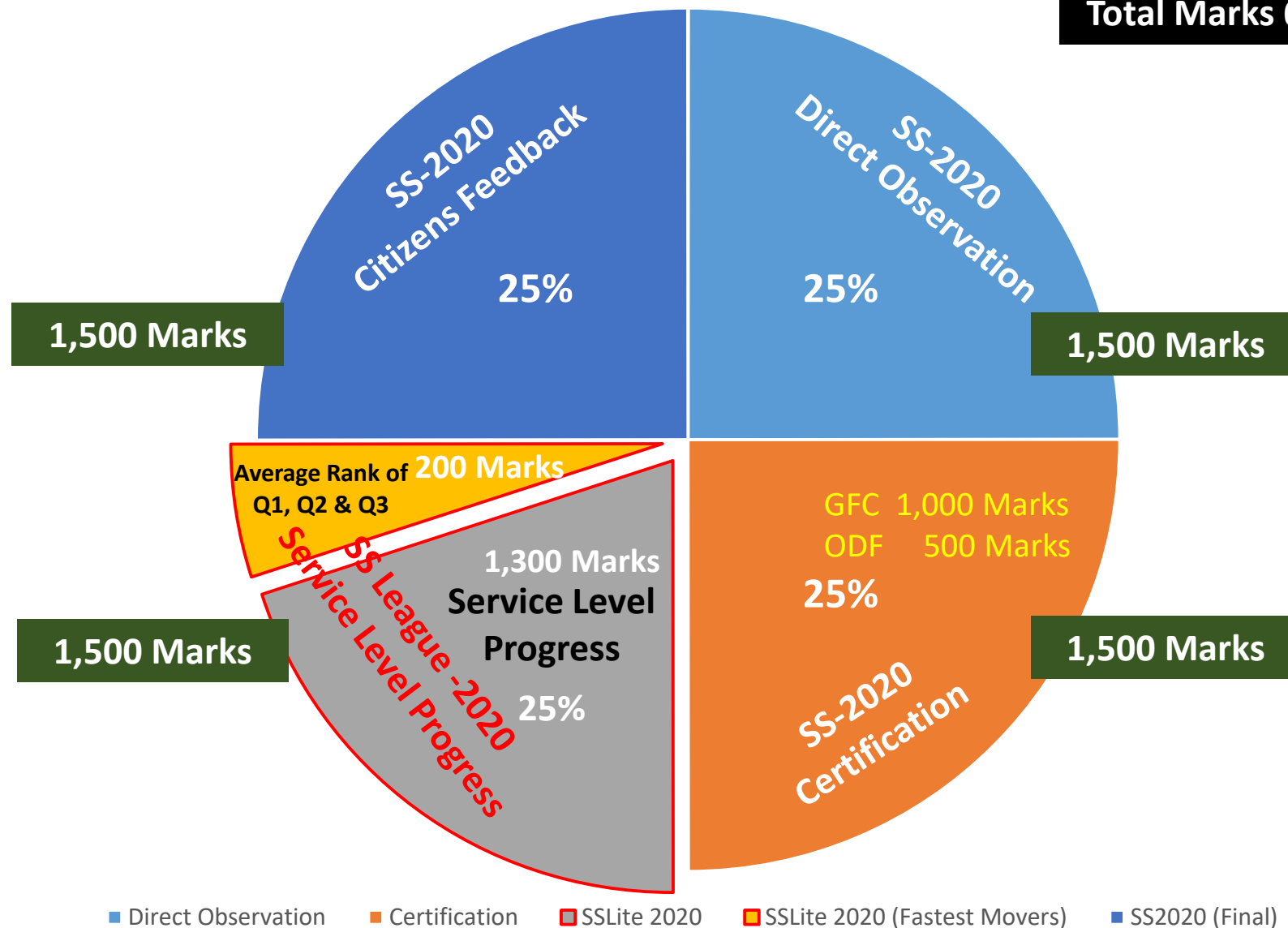
## SS League 2020

Q2 April'19 – June'19  
Q3 July'19 – Sep'19  
and  
Q4 Oct'19 - Dec'19

+

**SS 2020**  
Jan'20

SS2020 : 4,500  
+  
SS League 2020:  
1,500  
**Total Marks : 6,000**



**❖ 25% of SS League 2020 Weightage will be added in final SS-2020**

# Salient Features of Swachh Survekshan League 2020

1

**Quarterly Performance Evaluation**

**Apr-Jun '19 | Jul-Sep'19 | Oct- Dec'19**



2

**No documentary evidence required (first 2 Qtrs.)**

**Submission through Integrated Online System**




3

**13 % Weightage of SS League 2020 for average performance improvement**



4

**Real time data for future roadmap**



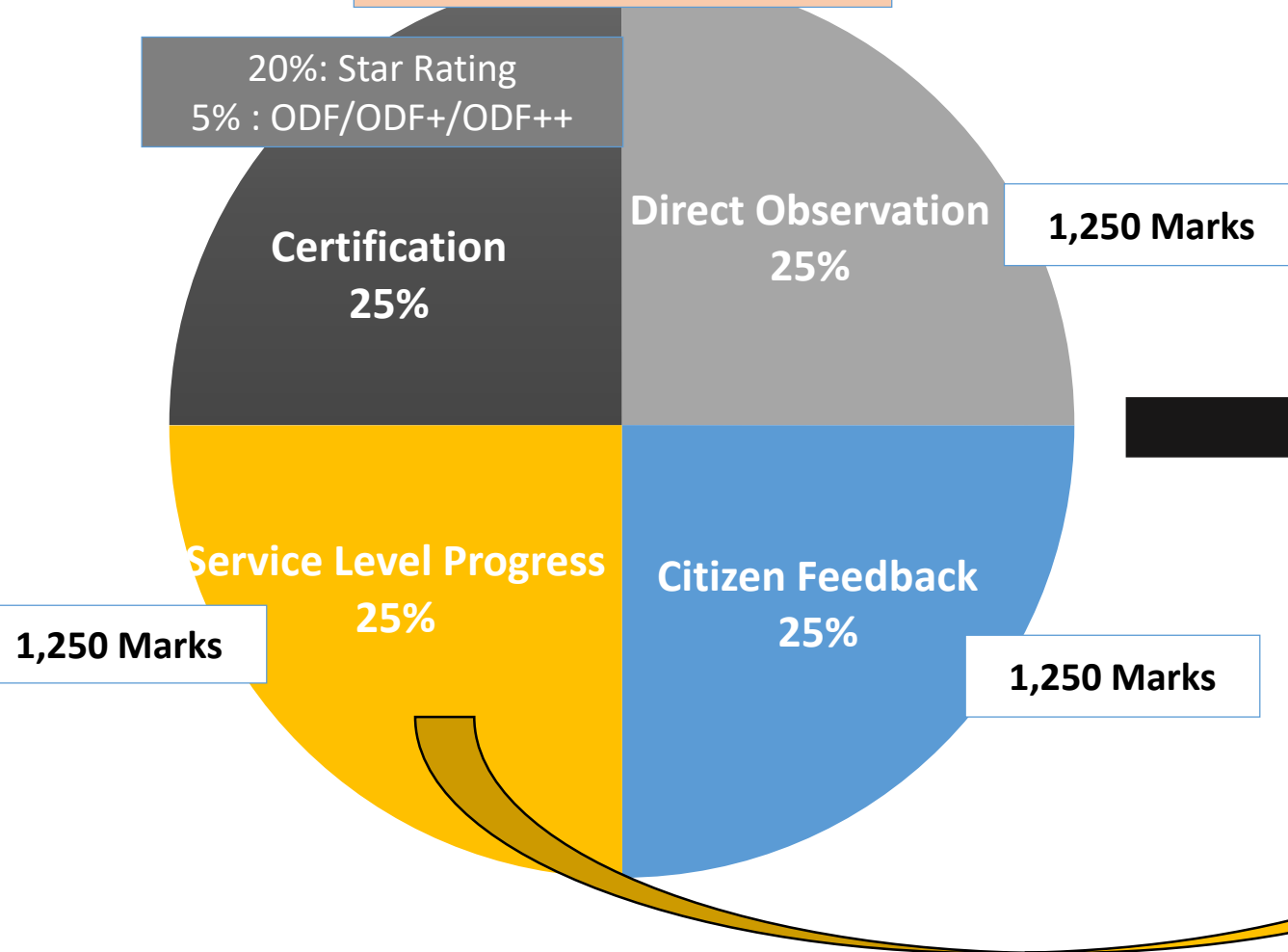




# Change in Assessment Weightage

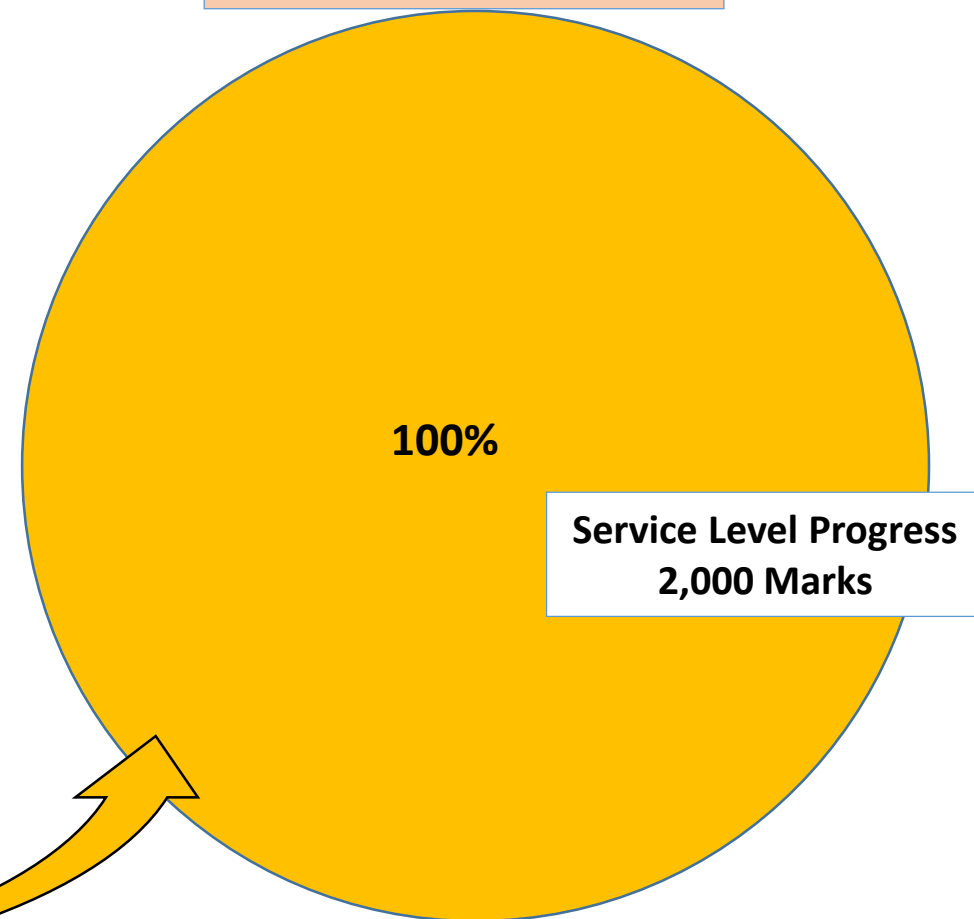
## Swachh Survekshan 2019

**Total Marks: 5,000**



## Swachh Survekshan League 2020

**Total Marks: 2,000**



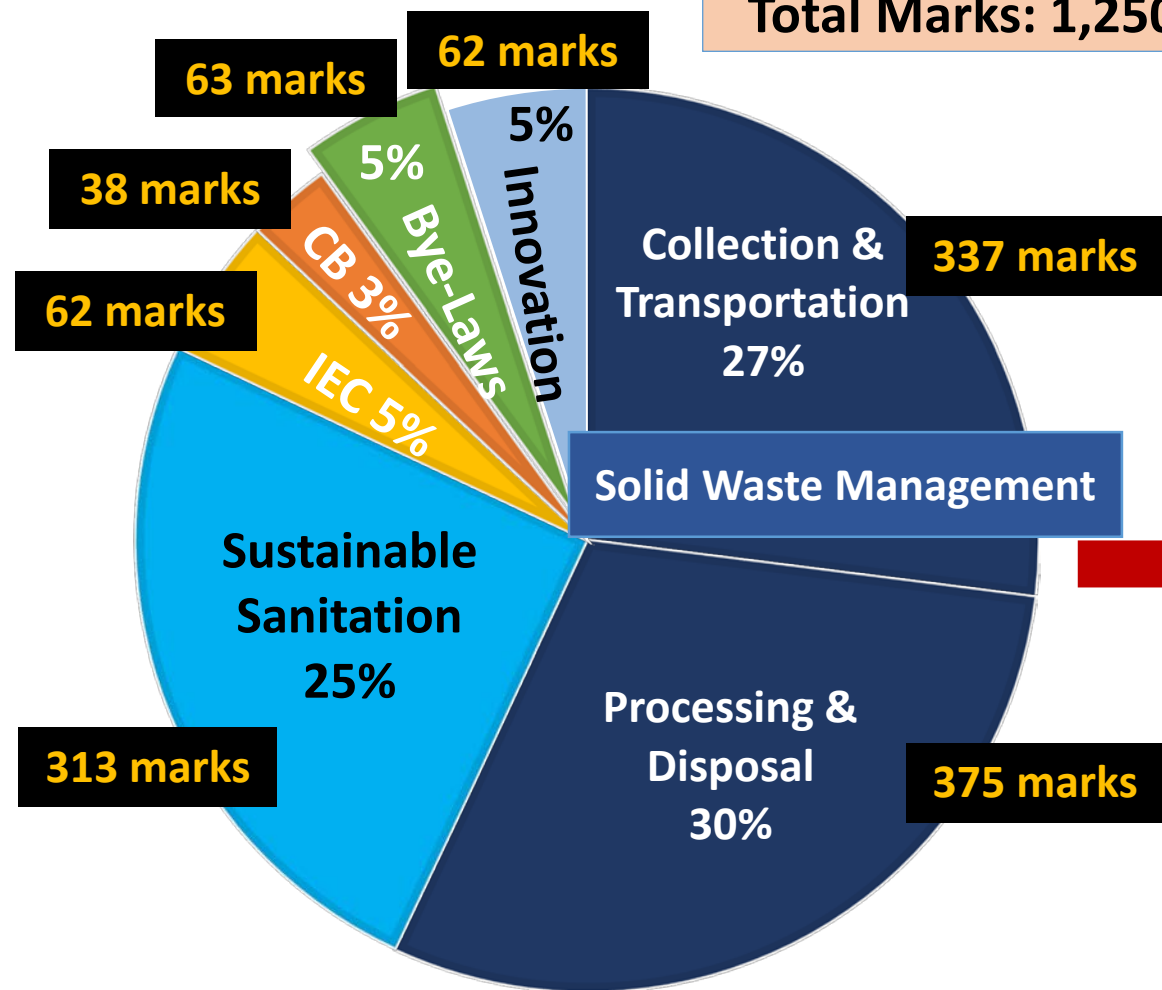
❖ Swachh Survekshan League-2020 will only assess 'Service Level Progress'



# Change in 'Service Level Progress' (SLP) Weightage

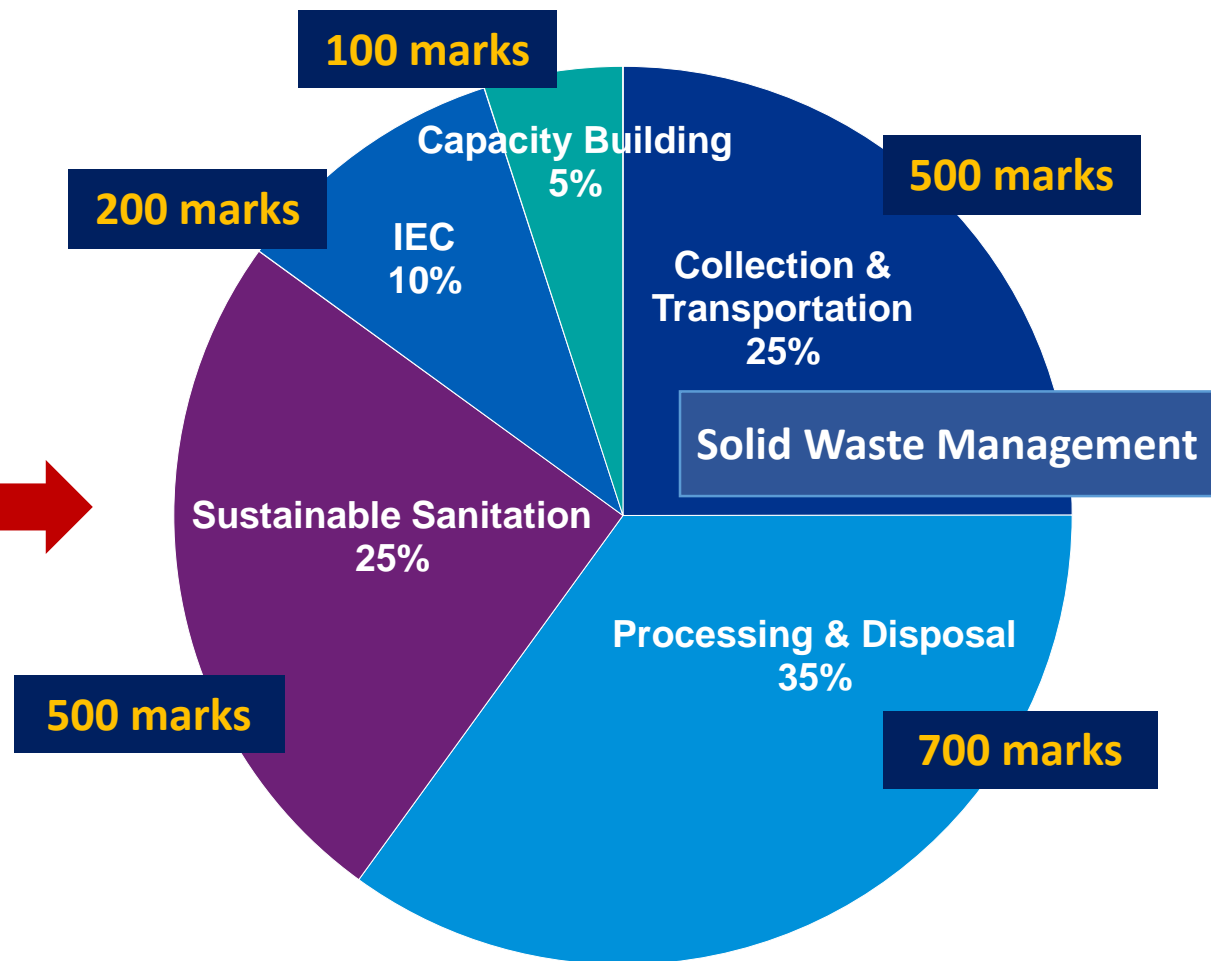
## Swachh Survekshan 2019

Total Marks: 1,250



## Swachh Survekshan League 2020

Total Marks: 2,000



❖ Monthly MIS and Citizens Validation will be evaluated for releasing Quarterly Ranks




# SS League-2020: Process Flow



## Service Level Progress

- Cities to submit progress through Common City Profile
- No documents required to be uploaded



## Direct Observation



## Citizens Validation

- 12 Service Level Progress Indicators will be validated through **Outbound calls** to Citizens

## Citizens Feedback



# SS League-2020 Ranking - Population categories

## Ranking of Cities with <1 Lakh Population

1. Cleanest City – Rank No.1
2. Cleanest City – Rank No.2
3. Cleanest City – Rank No.3

### Population wise Zonal (5) Ranking

50 K - 1 L

546 ULBs

25 - 50 K

969 ULBs

<25 K

2,222 ULBs

## Ranking of Cities with >1 Lakh Population

1. Cleanest City – Rank No.1
2. Cleanest City – Rank No.2
3. Cleanest City – Rank No.3

**One Ranking** for all Cities with  
>1 Lakh Population

**Note:** - Since **SS League-2020** will have **quarterly performance evaluation**, the Ministry will share the names of the cities qualified as awardee with respective States. The Ministry will not organize quarterly Award Ceremony

- Ranking for Overall Best Performing State **shall not be part of SS League-2020**
- 62 Cantonment Boards included – shall be listed separately for ranking
- All ULBs that have come into existence till 31<sup>st</sup> December 2018 will be covered





Ministry of Housing and Urban Affairs  
Government of India

# SS League-2020 Ranking - Population categories



Ministry of Housing and Urban Affairs  
Government of India

**SWACHH  
SURVEKSHAN**  
League 2020  
...Quarterly Assessments

HomeSS League 2020 ToolkitPrevious SurvekshanDashboardArchives

[SS2019 Dashboard](#)[SS2019 Awards](#)[Award Ceremony Photos](#)

## SS League 2020 Ranking

Survekshan Reports

WORLD'S LARGEST  
CLEANLINESS SURVEY

National Ranking

Zonal Ranking

Cantonment Boards

Awards Gallery



# Common City Profile of SBM(U)

*An Integrated Online System*



Not secure | sbmcityprofile.org/Dashboard/Index?ulbCode=802273

Ministry of Housing and Urban Affairs  
Government of India

**SBM  
CITY PROFILE**

Dashboard    Forgot Password    Super Admin ▾

GFC StarRating    ODF/ODF+/ODF++    SS2019 Awards

**Common City Profile**

Overall Progress(15/34)  
45%

802273 - Indore (Madhya Pradesh)

Update City Profile    Download City Profile

Basic Information

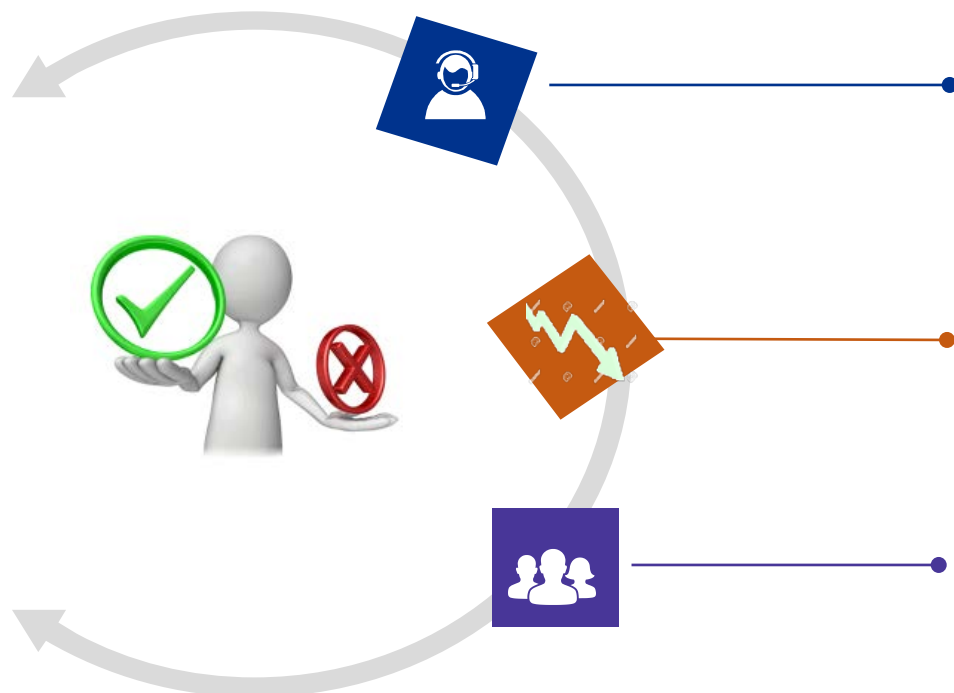
S.No	Name	Action
1	General Information	Edit Details
2	Ward Details	Edit Details

## SBM City Profile

- **One common platform** for updating City Profile to support Swachh Survekshan, ODF and Star Rating for Garbage Free Cities assessments
- **Integration with MIS** for convenience of ULBs
- **Single Login** for ULB to update data



# Validation of Service Level Progress through Citizens



**12 Key Indicators shall be validated through outbound calls to citizens**

**Proportionate negative marking for each failed sample**

**Validation of minimum 50% wards (samples) wherein progress has been claimed**

Assessment Area	Population wise Samples						
	<25 K	25 -50 K	50 K - 1 Lakh	1-3 Lakh	3-10 Lakh	>10 Lakh	Total
Sample Count/No. of outbound calls or Actual Numbers	10	20	30	40	50	60	210



# Validation of Service Level Progress through Citizens



## Validate



### S.No. Questions to be asked :

- 1 Is your **waste collected daily** from your house?
- 2 Are you asked to give **segregated dry and wet waste** to your waste collector?
- 3 Are you satisfied with the **cleanliness level** of your **surroundings**?
- 4 Do you see lesser use of **polythene bag/200 ml water bottles/single use plastic glasses for water/juice in social functions/events being used in public events** conducted in your city these days?
- 5 Do you see messaging or practice around **Waste Exchange Program/Crockery Bank/Food-bank/Re-use and Recycle of goods etc.** in your city?
- 6 Do you see **Construction & Demolition Waste** material lying **unattended for >2 days** in your neighborhood?





# Validation of Service Level Progress through Citizens



**Validate**



## S.No. Questions to be asked :

- 7 Do you know '**Home Composting**' is being promoted in **your community/city** or do you practice '**Home Composting**'?
- 8 Do you use **Google Map** to locate the nearest **Public Toilet** or do you know that location of **Public Toilets** in your city are available on **google maps**?
- 9 Are you aware that ranking of **hotels, schools, hospitals, RWA/Mohalla, Government Offices and market areas** are conducted in your city
- 10 Have you ever come across **opportunities for citizens to serve the city under Swachh Bharat Mission (Urban)** or do you see **private sector/NGOs/SHGs supporting your city** under SBM?
- 11 Do you know whether your city is participating in '**Swachh Survekshan League 2020**'?
- 12 Do you find that **Community/Public Toilets** of your cities are **well maintained**?



Ministry of Housing and Urban Affairs  
Government of India



एक कदम स्वच्छता की ओर

# SWACHH SURVEKSHAN *League 2Q2Q*


April 2019 to June 2019



July 2019 to Sep 2019



Oct 2019 to Dec 2019



सत्यमेव जयते

Ministry of Housing and Urban Affairs  
Government of India



एक कदम स्वच्छता की ओर