

MoHUA Announces Results of Swachh Survekshan League (Quarter 1 and Quarter 2)

Swachh Survekshan 2020 to Commence from 4 January 2020 Across India also rolled out

New Delhi | 31 December 2019: Shri Hardeep Singh Puri, Honourable Minister of State (I/C) for Housing and Urban Affairs, announced the results of Swachh Survekshan League 2020 (Quarter 1 and Quarter 2) at Nirman Bhavan today. Swachh Survekshan 2020, the fifth edition of the annual urban cleanliness survey conducted by the Ministry of Housing and Urban Affairs (MoHUA), Government of India, scheduled to commence from 4 January 2020 across India, was also rolled out on the occasion

Swachh Survekshan League 2020 (SS League 2020) was introduced with the objective of sustaining the onground performance of cities along with continuous monitoring of service level performance when it comes to cleanliness. **SS League 2020 is being conducted in 3 quarters**, i.e. April- June, July – September and October- December 2019 and has 2000 marks for each quarter evaluated on the basis of monthly updation of SBM-U online MIS by cities along with citizen’s validation on the 12 service level progress indicators through outbound calls. Ranks have been assigned in two categories, namely, cities with population of one lakh and above (with two sub-categories, i.e. 1-10 lakh and 10 lakhs and above) and cities with population of less than 1 lakh (under the < 1 lakh population category, the rankings are given zone and population wise). **The performance of cities in SS League 2020 is crucial to their ranking in Swachh Survekshan 2020 due to the 25% weightage of the quarterly assessments to be included in the annual survey scheduled to commence from 4 January till 31 January 2020.**

Speaking at the event, Shri Puri said, “Swachh Bharat Mission-Urban (SBM-U) launched in October 2014 by the Honourable Prime Minister has completed five years of its journey. Today, urban India has become Open Defecation Free¹. More importantly, there has been a perceptible and visible change in the condition of public toilets in the country. The focus of the Ministry has always been on ensuring the sustainability of the sanitation value chain as is evident in the SS 2020 parameters where wastewater treatment and reuse, and faecal sludge management have been given special attention. The ODF+, ODF++ and Water+ Plus Protocols by the Ministry work as the guiding document for cities in this regard.”

Honourable Minister also elaborated on the other crucial component of the Mission, solid waste management (SWM). “SWM, the bigger of the two challenges saw slow progress initially, however, there is a tremendous improvement in the way waste is being collected, segregated and treated in urban India. Apart from Swachh Survekshan, innovative frameworks such as the Star Rating Protocol for Garbage Free Cities is enabling institutionalization of good practices

¹ Except 52 Urban Local Bodies of West Bengal

such as source segregation, scientific processing of waste, dumpsite remediation, penalties & spot fines for littering, and compliance of bulk waste generators, amongst others. The Ministry is also fully committed to realizing the Honourable Prime Minister's vision of a single use plastic (SUP) free India by 2022. To this end, we have collaborated with the Cement Manufacturing Association and the National Highway Authority of India to promote reuse of plastic in road construction. Moreover, cities and citizens are coming together with innovative models such as the Garbage Café (where one can get a meal in return of plastic waste) to tackle the menace of plastic waste”.

Outlining the way forward for SBM-U, Shri Puri said, “Going forward, the Ministry will be focusing on 100% processing and safe disposal of solid waste, complete faecal sludge and septage management and wastewater treatment and reuse.”

Also present on the occasion was Shri Durga Shanker Mishra, Secretary, MOHUA who added, “Today, the sustainability of the Mission reflects in the fact that 937 of our cities are ODF+, 328 cities are ODF++. We are also making use of technology to make toilets more accessible by mapping over 57,000 public toilet blocks across 2,300 cities on Google Maps. He added, “ We have also made significant progress in the area of solid waste management with 60% of solid waste being processed and 96% of wards practising door-to-door collection. Through our innovative initiative, Star Rating Protocol for Garbage Free Cities, we have 57 cities rated 3 star and 4 cities rated 5 star”.

Highlighting the importance of citizen participation in the survey, Shri Mishra elaborated, “SS 2020 will be conducted from 4 January 2020. A major thrust of Swachh Survekshan has always been on **citizen engagement**, be it through citizen feedback or indicators involving citizen participation. This year, the citizen-centric focus has been enhanced substantially through verification of the progress made by cities on Swachhata through direct responses from citizens. Citizens can share their feedback through the **1969 Swachhata Helpline (1969)**, the **Swachhata App**, [Swachh Survekshan 2020 portal](#), **outbound calls and the Vote for Your City App** from 4 January 2020 onwards.”

As a prelude to encouraging cities to improve urban sanitation, the Ministry of Housing and Urban Affairs (MoHUA) had conducted ‘Swachh Survekshan-2016’ survey for the rating of 73 cities in January 2016, followed by ‘Swachh Survekshan-2017’ conducted in January-February 2017 ranking 434 cities. The third round of Swachh Survekshan in 2018 was a quantum leap of scale - conducted across 4,203 cities in 66 days, and became the largest ever pan India sanitation survey in the world, impacting around 40 crore people. The 4th edition covered 4237 cities in a record time of 28 days and was a fully digitized paperless survey. While SS 2016 had seen Mysuru emerge as the cleanest city in India, Indore has retained the title of the Cleanest City in the last three years. **SS 2020 will see cities across India being surveyed.** With the spirit of competition running high among cities, it remains to be seen who will wear the Swachhata crown this time.

For regular updates, please follow the Swachh Bharat Mission's official social media properties:

Web portal: www.swachhbharaturban.gov.in

www.swachhsurvekshan.org

Facebook Page - [Swachh Bharat Mission - Urban](#)

[SwachhSurvekshan](#)

Twitter Handle - [@SwachhBharatGov](#)

[@SwachhSurvekshan](#)

Annexure 1

Results of Swachh Survekshan League (Quarter 1 and Quarter 2)

Top 20 Cities in >10 Lakh Population Category			Top 20 Cities in >10 Lakh Population Category		
Quarter 1			Quarter 2		
Rank	State	ULB	Rank	State	ULB
1	MADHYA PRADESH	INDORE	1	MADHYA PRADESH	INDORE
2	MADHYA PRADESH	BHOPAL	2	GUJARAT	RAJKOT
3	GUJARAT	SURAT	3	MAHARASHTRA	NAVI MUMBAI
4	MAHARASHTRA	NASHIK	4	GUJARAT	VADODARA
5	GUJARAT	RAJKOT	5	MADHYA PRADESH	BHOPAL
6	MAHARASHTRA	PIMPRI CHINCHWAD	6	GUJARAT	AHMEDABAD
7	GUJARAT	AHMEDABAD	7	MAHARASHTRA	NASHIK
8	MAHARASHTRA	NAVI MUMBAI	8	MAHARASHTRA	GREATER MUMBAI
9	UTTAR PRADESH	ALLAHABAD	9	UTTAR PRADESH	ALLAHABAD
10	MAHARASHTRA	VASAI VIRAR	10	UTTAR PRADESH	LUCKNOW

Top 20 Cities in 1-10 Lakh Population Category			Top 20 Cities in 1-10 Lakh Population Category		
Quarter 1			Quarter 2		
Rank	State	ULB	Rank	State	ULB
1	JHARKHAND	JAMSHEDPUR	1	JHARKHAND	JAMSHEDPUR
2	DELHI	NEW DELHI (NDMC)	2	MAHARASHTRA	CHANDRAPUR_M
3	MADHYA PRADESH	KHARGONE	3	MADHYA PRADESH	KHARGONE
4	CHHATTISGARH	BILASPUR	4	UTTAR PRADESH	LONI (NPP)
5	MAHARASHTRA	KOLHAPUR	5	CHHATTISGARH	AMBIKAPUR
6	CHHATTISGARH	KORBA	6	DELHI	NEW DELHI (NDMC)
7	MADHYA PRADESH	PITHAMPUR	7	ANDHRA PRADESH	ONGOLE
8	HARYANA	ROHTAK	8	MADHYA PRADESH	PITHAMPUR
9	HARYANA	BAHADURGARH	9	KARNATAKA	MYSORE
10	MAHARASHTRA	MIRA-BHAYANDAR	10	MAHARASHTRA	MIRA-BHAYANDAR
11	MAHARASHTRA	SOLAPUR	11	MADHYA PRADESH	SAGAR
12	MAHARASHTRA	PANVEL	12	GUJARAT	GANDHINAGAR
13	ANDHRA PRADESH	TIRUPATI	13	MADHYA PRADESH	DEWAS
14	GUJARAT	GANDHINAGAR	14	MAHARASHTRA	KOLHAPUR
15	CHHATTISGARH	RAJNANDGAON	15	CHHATTISGARH	BILASPUR
16	CHHATTISGARH	RAIGARH	16	MAHARASHTRA	PANVEL
17	CHHATTISGARH	AMBIKAPUR	17	MAHARASHTRA	LATUR
18	MADHYA PRADESH	KHANDWA	18	CHHATTISGARH	RAJNANDGAON
19	ANDHRA PRADESH	TENALI	19	PUNJAB	BATHINDA
20	PUNJAB	BATHINDA	20	MAHARASHTRA	BARSHI



North Zone

Top 3 Cities in <1 Lakh Population Category



QUARTER 1			QUARTER 2		
RANK	STATE	ULB NAME	RANK	STATE	ULB NAME
POPULATION < 25,000					
1	HARYANA	BERI	1	PUNJAB	MOONAK
2	HARYANA	INDRI	2	UTTARAKHAND	MUNI-KI-RETI
3	UTTAR PRADESH	SIDHAULI (NP)	3	HARYANA	BERI
POPULATION 25,000 TO 50,000					
1	PUNJAB	NAWANSHAHR	1	PUNJAB	NAWANSHAHR
2	HARYANA	JHAJJAR (MC)	2	HARYANA	JHAJJAR
3	HARYANA	KHARKHODA	3	UTTAR PRADESH	NAUGAWAN SADAT
POPULATION 50,000 – 1,00,000					
1	PUNJAB	FAZILKA	1	UTTAR PRADESH	GAJRAULA
2	UTTAR PRADESH	BISWAN (NPP)	2	PUNJAB	RUPNAGAR
3	UTTAR PRADESH	GAJRAULA (NPP)	3	PUNJAB	RAJPURA





East Zone

Top 3 Cities in <1 Lakh Population Category





QUARTER 1			QUARTER 2		
RANK	STATE	ULB NAME	RANK	STATE	ULB NAME
POPULATION < 25,000					
1	CHHATTISGARH	LAILUNGA	1	CHHATTISGARH	GUNDERDEHI
2	CHHATTISGARH	SITAPUR	2	CHHATTISGARH	DHARAMJAIGARH
3	CHHATTISGARH	BAGICHA	3	CHHATTISGARH	CHHURIKALA
POPULATION 25,000 TO 50,000					
1	CHHATTISGARH	KAWARDHA	1	CHHATTISGARH	JASHPUR NAGAR
2	CHHATTISGARH	TILDA NEWRA	2	CHHATTISGARH	KANKER
3	CHHATTISGARH	JAMUL	3	CHHATTISGARH	KAWARDHA
POPULATION 50,000 – 1,00,000					
1	CHHATTISGARH	CHIRMIRI	1	CHHATTISGARH	BHILAI CHARODA
2	CHHATTISGARH	BHILAI CHARODA	2	CHHATTISGARH	CHIRMIRI
3	CHHATTISGARH	MAHASAMUND	3	CHHATTISGARH	BIRGAON

North East Zone **Top 3 Cities in <1 Lakh Population Category**

QUARTER 1			QUARTER 2		
RANK	STATE	ULB NAME	RANK	STATE	ULB NAME
POPULATION < 25,000					
1	SIKKIM	RANGPO	1	SIKKIM	RANGPO
2	ASSAM	DEMOW	2	ASSAM	DEMOW
3	ASSAM	TANGLA (TC)	3	NAGALAND	PEREN
POPULATION 25,000 TO 50,000					
1	ASSAM	KOKRAJHAR	1	ASSAM	KOKRAJHAR
2	ASSAM	HAILAKANDI	2	ASSAM	HAILAKANDI
3	ASSAM	BARPETA ROAD	3	ASSAM	GOLAGHAT
POPULATION 50,000 – 1,00,000					
1	ASSAM	SIBSAGAR	1	NAGALAND	KOHIMA
2	ASSAM	TEZPUR	2	ASSAM	TEZPUR
3	NAGALAND	KOHIMA	3	ASSAM	BONGAIGAON

South Zone **Top 3 Cities in <1 Lakh Population Category**

QUARTER 1			QUARTER 2		
RANK	STATE	ULB NAME	RANK	STATE	ULB NAME
POPULATION < 25,000					
1	TAMIL NADU	MELATHIRUPPANTHRUTHI	1	TAMIL NADU	T. KALLUPATII
2	TAMIL NADU	GANGUVARPATTI	2	TAMIL NADU	MELATHIRUPPANTHRUTHI
3	TAMIL NADU	T.KALLUPATII	3	TAMIL NADU	NARASINGAPURAM
POPULATION 25,000 TO 50,000					
1	TAMIL NADU	CHINNAMANUR	1	ANDHRA PRADESH	NAIDUPET
2	KARNATAKA	HOSDURGA (TMC)	2	KARNATAKA	HOSDURGA (TMC)
3	TAMIL NADU	ANAKAPUTHUR	3	TAMIL NADU	THIRUVATHIPURAM
POPULATION 50,000 – 1,00,000					
1	TAMIL NADU	NAMAKKAL	1	ANDHRA PRADESH	CHIRALA
2	TELANGANA	BOD UPPAL	2	KARNATAKA	KARWAR
3	TAMIL NADU	TIRUVALLUR	3	TAMIL NADU	NAMAKKAL



West Zone

Top 3 Cities in <1 Lakh Population Category

QUARTER 1			QUARTER 2		
RANK	STATE	ULB NAME	RANK	STATE	ULB NAME
POPULATION < 25,000					
1	MADHYA PRADESH	GAUTAMPURA	1	MAHARASHTRA	VENGURLA
2	MAHARASHTRA	BHOR	2	MAHARASHTRA	MURGUD
3	MAHARASHTRA	PANHALA	3	MAHARASHTRA	MAUDA
POPULATION 25,000 TO 50,000					
1	MAHARASHTRA	JUNNAR	1	MAHARASHTRA	MALKAPUR (SATARA)
2	MAHARASHTRA	SANGOLE	2	MAHARASHTRA	GADHINGLAJ
3	MAHARASHTRA	KARJAT	3	MAHARASHTRA	SASVAD
POPULATION 50,000 – 1,00,000					
1	MAHARASHTRA	LONAVALA	1	MAHARASHTRA	TALEGAON DABHADE
2	MAHARASHTRA	BARAMATI	2	MAHARASHTRA	SANGAMNER
3	MAHARASHTRA	PHALTAN	3	MAHARASHTRA	BALLARPUR



Top 3 Cantt. Boards

QUARTER 1			QUARTER 2		
RANK	STATE NAME	ULB NAME	RANK	STATE NAME	ULB NAME
1	TAMIL NADU	ST THOMAS MOUNT CANTT	1	DELHI	DELHI CANTT.
2	UTTAR PRADESH	JHANSI CANTT.	2	UTTAR PRADESH	JHANSI CANTT.
3	DELHI	DELHI CANTT.	3	PUNJAB	JALANDHAR CANTT.

For detailed results, log on to www.swachhsurvekshan2020.org