

Process of Verification of Constructed Toilet Photograph

1. Please Login as Ward Verifier in portal <http://swachhbharaturban.gov.in/ihhl>

INDIVIDUAL HOUSEHOLD LATRINE(IHHL) APPLICATION

Ministry of Housing and Urban Affairs
Government of India

Welcome - Test Verifier Monday, October 19, 2020 Select Language: English Logout

Dashboard Verify Status Profile Non-SSM Funded SwachhKalyan Aadhaar Updates Report Help

IHHL Application
Constructed Toilet Photograph
Water Availability Status

INDIVIDUAL HOUSEHOLD LATRINE(IHHL) APPLICATIONS FOR VERIFICATION

Application ID APPLICATION ID OR Name of Applicant NAME Search

SNO	Application ID	Name	Father/ Husband's name	Mobile No.	Residential Address	Ward No.	Details/Action
3	DS20A0000063	Sanjeet Stalra	and axdas	8447027481	and axdas@gh	1	Details/Action
1	DS20Y0000004	Sanjeet Stalra	and axdas	8447027481	and axdas@gh	1	Details/Action
2	DS20N0000005	Sanjeet Stalra	and axdas	8447027481	and axdas@gh	1	Details/Action

©2014 Software application Designed & Developed by National Informatics Centre, Govt. of India. Content Owned and Maintained by Ministry of Housing and Urban Affairs.

2. Click on “**Verify**” Menu, Click on “**Constructed Toilet Photograph**”. List of uploaded photograph (Toilet Photo Uploaded and Application Not Closed) are shown below, Click on Details/Action.

INDIVIDUAL HOUSEHOLD LATRINE(IHHL) APPLICATION

Ministry of Housing and Urban Affairs
Government of India

Welcome - Test Verifier Monday, October 19, 2020 Select Language: English Logout

Dashboard Verify Status Profile Non-SSM Funded SwachhKalyan Aadhaar Updates Report Help

INDIVIDUAL HOUSEHOLD LATRINE(IHHL) APPLICATIONS FOR VERIFY TOILET PHOTOGRAPH

Application ID APPLICATION ID OR Name of Applicant NAME Search


SNO	Application ID	Name	Father/ Husband's name	Mobile No.	Residential Address	Ward No.	Details/Action
1	DS20M0000006	SHRAVAN KUMAR DINT	hshs gups	8700473411	215, barisagar ashram	1	Details/Action

ned and Maintained by Ministry of Housing and Urban Affairs.

- Verify the photograph, if all details are correct click on **Verify**, if details are not correct click on **Reject**.

Individual Household Latrine (IHHL) Applications for Upload Toilet Photograph

1. * Indicate Mandatory fields
2. Photograph should be in image format (jpg, jpeg, png, gif, bmp, tiff) and size should be less than 100kb.

INDIVIDUAL HOUSEHOLD LATRINE (IHHL) APPLICATIONS FOR UPLOAD TOILET PHOTOGRAPH			
Application ID	D520M0000006	Name of Applicant	SIRAVAN KUMAR DIXIT
Father/ Husband's name	hmdia gupta	Mobile No.	8700473411
Toilet Photo's Latitude	24.03747	Toilet Photo's Longitude	79.47706
Photograph of Constructed Toilet			
		View in Google Map	

Verify/Reject Application

Name: Test Verifier

If there is any mistake in Toilet's Photograph or Latitude/ Longitude of Toilet, Please enter detail of mistake.

Toilet Photo's Latitude: [Click here to Select Latitude/ Longitude](#) only in Decimal Format

Toilet Photo's Longitude: only in Decimal Format

Photograph of Constructed Toilet: No file chosen Photograph should be in image format (jpg, jpeg, png, gif, bmp, tiff) and size should be less than 100kb.

Remark (if any):

©2014. Software application Designed & Developed by National Informatics Centre, Govt. of India. Content Owned and Maintained by Ministry of Housing and Urban Affair

- For Edit the image details, upload the photograph Click on **“Choose file”** and select photo from your system. Now for filling your Latitude and Longitude Click on Blue color label **“Click here to select Latitude/Longitude”** or fill manually.

Individual Household Latrine (IHHL) Applications for Upload Toilet Photograph

To ZOOM in the Map using Scroll Button of mouse or +/- in Map to Select Your Location to get Lat & Long Values. Then Click on 'OK' button

Map showing location in Madhya Pradesh, India. Coordinates: Lat: 24.1806197593, Long: 79.3656308901

- Use google map use “+/-” for zoom in and Zoom Out select location and then click OK. It will automatically fill the Latitude/ Longitude TextBox.

INDIVIDUAL HOUSEHOLD LATRINE(IHHL) APPLICATIONS FOR UPLOAD TOILET PHOTOGRAPH

1. * Indicate Mandatory Fields
2. Photograph should be in image format(jpg, png, gif, bmp, tiff) and size should be less than 100kb.

INDIVIDUAL HOUSEHOLD LATRINE(IHHL) APPLICATIONS FOR UPLOAD TOILET PHOTOGRAPH

Application ID	DS20A000006	Name of Applicant	SHRIWAN KUMAR DENTI
Father/ Husband's name	hshd gpta	Mobile No.	8700473411
Toilet Photo's Latitude	24.65747	Toilet Photo's Longitude	79.47706
Photograph of Constructed Toilet	View in Google Map		

Verify/Reject Application

Name: Test Verifier

If there is any mistake in Toilet's Photograph or Latitude/ Longitude of Toilet, Please enter detail of mistake.

Toilet Photo's Latitude	<input type="text" value="24.1806197593"/>	Click here to Select Latitude/ Longitude	only in Decimal Format
Toilet Photo's Longitude	<input type="text" value="79.3656508801"/>		only in Decimal Format
Photograph of Constructed Toilet	<input type="button" value="Choose File"/> No file chosen	Photograph should be in image format(jpg, png, gif, bmp, tiff) and size should be less than 100kb.	
Remark (if any)	<input type="text"/>		

©2014. Software application Designed & Developed by National Informatics Centre, Govt. of India. Content Owned and Maintained by Min

- Click on **Verify/ Reject/ Go Back** then it will redirect to Verification page, do the same process to other Constructed Toilet Photograph

INDIVIDUAL HOUSEHOLD LATRINE(IHHL) APPLICATIONS FOR VERIFICATION

Application ID: OR Name of Applicant:

SNO	Application ID	Name	Father/ Husband's name	Mobile No.	Residential Address	Ward No.	
3	DS20A0000063	Sanjeet Shalga	shd axshd	8447827481	shd axshdshg	1	Details/Action
1	DS20Y0000004	Sanjeet Shalga	shd axshd	8447827481	shd axshdshg	1	Details/Action
2	DS20N0000005	Sanjeet Shalga	shd axshd	8447827481	shd axshdshg	1	Details/Action

©2014. Software application Designed & Developed by National Informatics Centre, Govt. of India. Content Owned and Maintained by Ministry of Housing and Urban Affairs.

Process of Approval of Constructed Toilet Photograph

1. Login as ULB Nodal Officer or Approver in portal <http://swachhbharaturban.gov.in/ihhl> . Click on “**Approve**”, Click on “**Constructed Toilet Photograph**”

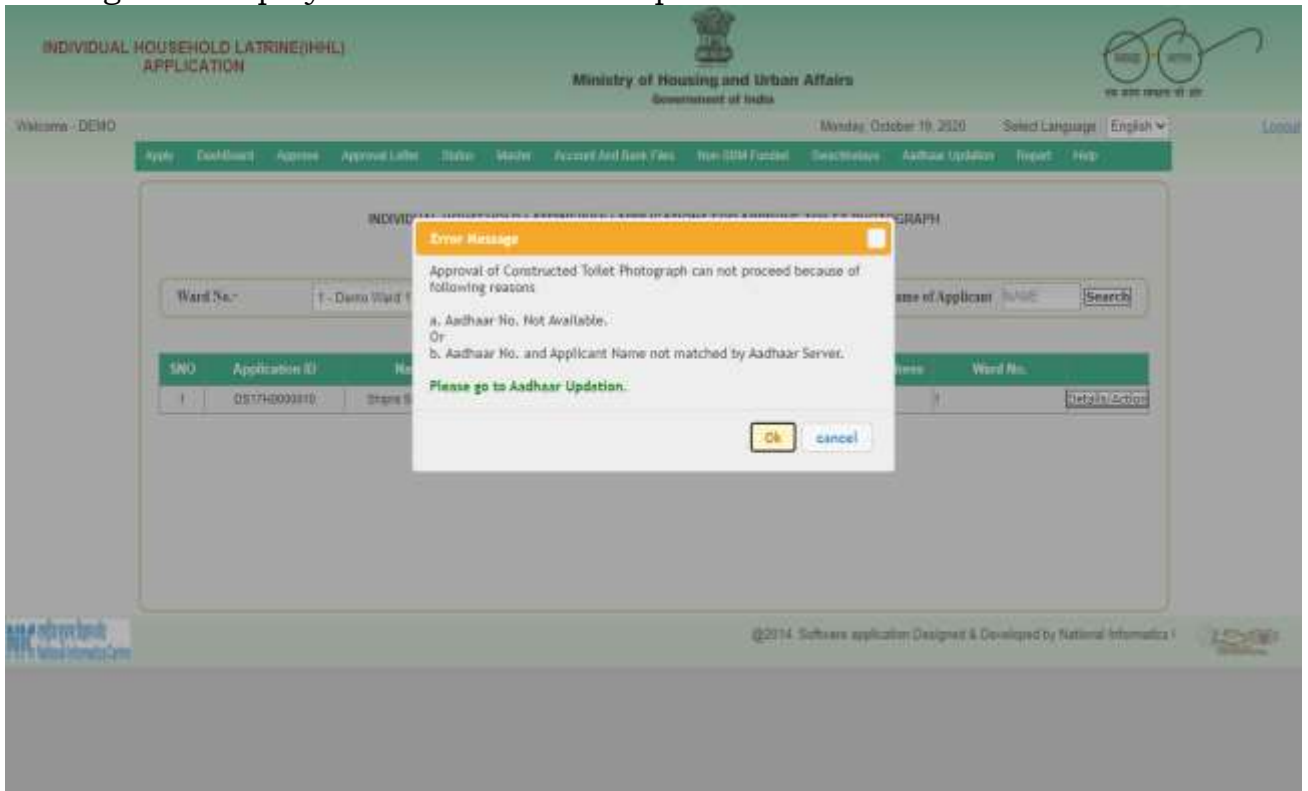
The screenshot shows the 'INDIVIDUAL HOUSEHOLD LATRINE(IHHL) APPLICATION' portal. The header includes the Ministry of Housing and Urban Affairs logo and the Government of India. The main content area is titled 'INDIVIDUAL HOUSEHOLD LATRINE(IHHL) APPLICATIONS FOR APPROVE TOILET PHOTOGRAPH'. Below this title, there is a search bar with three options: 'Ward No.' (a dropdown menu), 'OR Application ID' (a text input field), and 'OR Name of Applicant' (a text input field). A 'Search' button is located to the right of the input fields. The page also features a navigation menu at the top with options like 'Apply', 'Dashboard', 'Approve', 'Approval Letter', 'Status', 'Master', 'Account And Bank Files', 'Non-EBM Funded', 'Swachhataya', 'Aadhaar Updates', 'Report', and 'Help'. The footer contains the text '@2014. Software application Designed & Developed by National Informatics Centre, Govt. of India. Content Owned and Maintained by'.

2. Select the Word No. or Enter Application ID or Name of Applicant then Click on “**Search**” button. List of Approved Application and Verified Constructed Toilet Photograph will displayed for Approval.

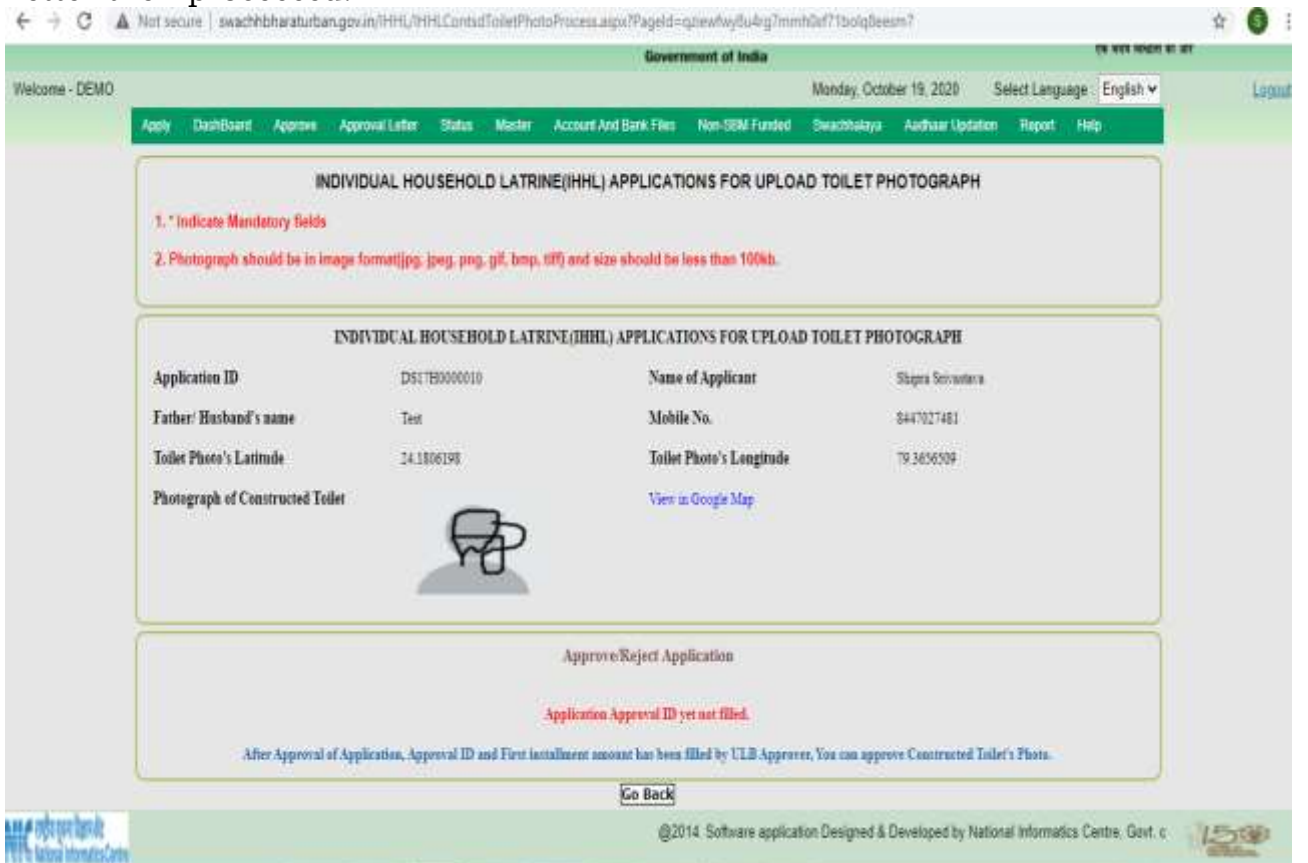
The screenshot shows the same portal as above, but with search results displayed. The search bar has '1 - Demo Ward 1' selected in the 'Ward No.' dropdown. Below the search bar, a table lists the results. The table has the following columns: SNO, Application ID, Name, Father/ Husband's name, Mobile No., Residential Address, and Ward No. There is one row of data. A 'Details/Approve' link is visible at the end of the row.

SNO	Application ID	Name	Father/ Husband's name	Mobile No.	Residential Address	Ward No.
1	DS17H000010	Shiba Srivastava	Test	947027481	Niran Bhanar	1

- Click on Details/Action to get Information and take action. If “Aadhaar No not available or Aadhaar No and Applicant Name not match by Aadhaar Server” Message will displayed as below. Please update Aadhaar No first than do action.



- If Approval Id Not filled at Approval of Application. Please fill it on Edit Approval Letter then processed.



- If Approval Amount not filled at Approval of Application. Please fill it on Edit Approval Letter then processed.

The screenshot shows the 'INDIVIDUAL HOUSEHOLD LATRINE(IHHL) APPLICATION' interface. At the top, it displays the Ministry of Housing and Urban Affairs logo and the Government of India. The page title is 'INDIVIDUAL HOUSEHOLD LATRINE(IHHL) APPLICATIONS FOR UPLOAD TOILET PHOTOGRAPH'. Below the title, there are two red instructions: '1. * Indicate Mandatory fields' and '2. Photograph should be in image format(jpg, jpeg, png, gif, bmp, tiff) and size should be less than 100kb.' The main content area shows application details for 'Shreya Srivastava' with fields for Application ID, Father/Husband's name, Toilet Photo's Latitude, and Toilet Photo's Longitude. A placeholder image for the toilet photo is shown. Below the details, there is a section for 'Approve/Reject Application' with a red message: 'Application First installment amount yet not filled.' and a note: 'After Approval of Application, Approval ID and First installment amount has been filled by ULB Approver, You can approve Constructed Toilet's Photo.' A 'Go Back' button is visible at the bottom.

- If all details are correct click on **Approve**, if details are not correct click on **Reject** otherwise click on **Go back**. Please fill Second Installment Amount and remarks to **Approve**.

The screenshot shows the 'INDIVIDUAL HOUSEHOLD LATRINE(IHHL) APPLICATION' interface. At the top, it displays the Ministry of Housing and Urban Affairs logo and the Government of India. The page title is 'INDIVIDUAL HOUSEHOLD LATRINE(IHHL) APPLICATIONS FOR UPLOAD TOILET PHOTOGRAPH'. Below the title, there are two red instructions: '1. * Indicate Mandatory fields' and '2. Photograph should be in image format(jpg, jpeg, png, gif, bmp, tiff) and size should be less than 100kb.' The main content area shows application details for 'Shreya Srivastava' with fields for Application ID, Father/Husband's name, Toilet Photo's Latitude, and Toilet Photo's Longitude. A placeholder image for the toilet photo is shown. Below the details, there is a section for 'Approve/Reject Application' with the following fields: 'Name' (DEMO), 'Approval ID*' (DS17H0000000), 'Second and final installment Amount(Rs.)*' (250), and 'Remarks (if any)' (done). There are three buttons: 'Approve', 'Reject', and 'Go Back'.

7. Click on **Approve/ Reject/ Go Back** then it will redirect to Approval page, do the same process to other Constructed Toilet Photograph

